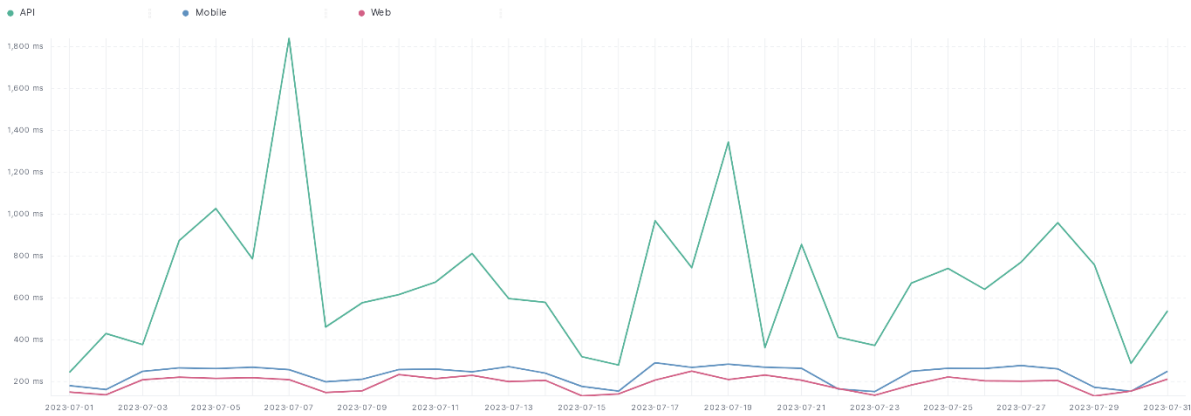


PSD2 API Performance statistics for The Netherlands – July 2023

Average Response Time

The chart below contains the average response time in milliseconds per day, for Handelsbanken's PSD2 APIs as well the Mobile App and Online Banking services.

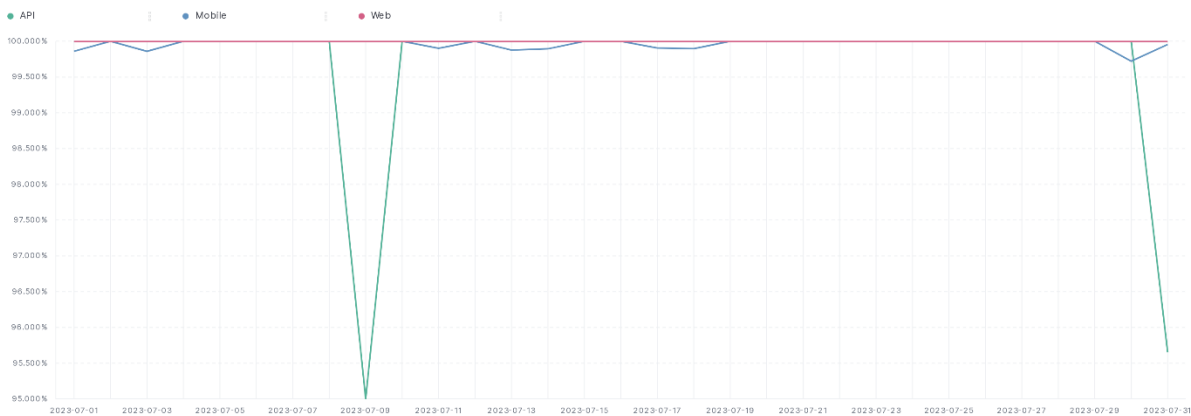
Average Response Latency - NL



Availability Rate

The chart below contains the availability rate as a percentage per day, for Handelsbanken's PSD2 APIs as well the Mobile App and Online Banking services.

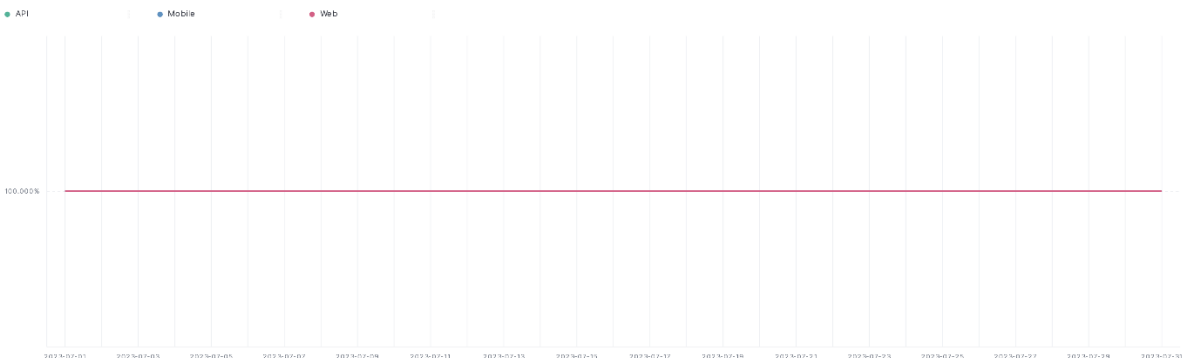
Average Availability Rate - NL



Error Response Rate

The chart below contains the error response rate as a percentage per day, for Handelsbanken's PSD2 APIs as well the Mobile App and Online Banking services.

Average Uptime Rate - NL



Please note: where there is one colour displayed in the graphs, it means the online services have the same result.